



UX for Dataverse

Elizabeth Quigley

Usability Specialist

Data Science Team, IQSS @ Harvard

equigley@iq.harvard.edu

[@dataverseorg](https://dataverse.org)

**How do I feel about
"click here?"**

**I don't have feelings.
I have data.**



How do you go from this...

Dataverse 3.6



Share, Cite, Reuse, Archive Research Data
Scientific data for reproducible research

POWERED BY THE **Dataverse Network** PROJECT V. 3.6.2

Harvard Dataverse Network

Search [Create Account](#) [Harvard Affiliate](#) [Log In](#)

Search this Dataverse Network

Search

[Advanced Search](#) [Tips](#)

The Harvard Dataverse Network is open to all scientific data from all disciplines worldwide. It includes the world's largest collection of social science research data. [Learn more about the Dataverse Network.](#)

Dataverses

[Create Dataverse](#)

624 Dataverses

i A **Dataverse** is a container for research data studies, customized and managed by its owner.

RECENTLY RELEASED DATAVERSES

Elections Project	Feb 4, 2014
Blanca de Lizaur	Feb 3, 2014
Research of Archivasilp	Jan 31, 2014
Code Metrics	Jan 30, 2014
Timothy Ryan	Jan 30, 2014

[View More >](#)



Population Services International (PSI) Dataverses

Dataverses: 11

A global health organization that focuses on serious challenges such as a lack of family planning, HIV and AIDS barriers to maternal health, and the greatest threats to children under five, including malaria, diarrhea, pneumonia and malnutrition.



Studies

52,970 Studies, 732,994 Files, 939,301 Downloads

i A **study** is a container for a research data set. It includes cataloging information, data files and complementary files.

RECENTLY RELEASED STUDIES

Block Group-Level Data, 1970: San Diego, California by University of California San Diego Library	Feb 12, 2014
Census of Population and Housing 1970, [San Diego, California]: Summary Statistic File 4A: Housing by NIA	Feb 12, 2014
HMS and MIS Data Summary by Kerdpairoj, Prad	Feb 12, 2014
Testing for near (r2) trends when the signal to noise ratio is small [Dataset] by Juselius, Katarina	Feb 12, 2014
Correlates of the Fear of Success in Black High School Women, 1974 by Jacqueline Fleming	Feb 11, 2014

[View More >](#)

MOST DOWNLOADED STUDIES

Replication data for: A Multivariate Model of Strategic Asset Allocation by John Y. Campbell, Yeung L. Chan, and Luis Viceira	18723
10 Million International Dyadic Events by Gary King, Will Lowe	17985
Replication data for: Asset Prices, Consumption, and the Business Cycle by John Y. Campbell	17661
Measuring the impact of microfinance in Hyderabad, India by Abhijit Banerjee, Esther Duflo, Rachel Glennerster, Cynthia Kinnan	15484
Textbooks and Test Scores by Paul Glewwe, Michael Kremer, Sylvie Moulin	15435

[View More >](#)


Dataverse 4.0 First Sketch

 HARVARD DATVERSE

SEARCH THIS DATVERSE

60

SHARE DATA

 DATAVERSES 548

 STUDIES 52,145

 FILES 725,175

FACET

- SOMETHING (100)
- SOMETHING (100)
- SOMETHING (10)

MORE +

FACET +

FACET +

FACET +

RESULTS: 548 DATAVERSES

SORT ▼

 DATAVERSE A SEP 25, 2013
10 DOWNLOADS
SOME PROJECT ABOUT SOMETHING SOMEWHERE

 DATAVERSE B OCT 22 2013
100 DOWNLOADS
DESCRIPTION DESCRIPTION WORDS WORDS WORDS

 DATAVERSE C OCT 22 2013
1 DOWNLOADS

 DATAVERSE D

 DATAVERSE E

 DATAVERSE F

Dataverse 4.0 First Prototype

[Test Dataverse](#)

Auto Information

Joe Smith, "Auto Information", November, Odum, <http://dx.doi.org/10.1234/dataverse/123456> V1 [Version]

[Copy Citation](#) [Why cite?](#)

[Edit Data Set](#)

Two files with an image

[Data Files](#) [Metadata](#) [Versions](#)

Automated Information Extraction.pdf	application/pdf
image2.jpg	image/jpeg

...to this?



Harvard Dataverse

A collaboration with Harvard Library, Harvard University IT, and IQSS



Navigation carousel with four items:

- World Agroforestry Centre - ICRAF Dataverse
- Population Services International (PSI) Dataverse
- International Food Policy Research Institute (IFPRI) Dataverse
- Murray Research Archive Dataverse

dataverse.harvard.edu

Search this dataverse... Find Advanced Search Add Data

- Dataverses (1,078)**
 - Datasets (58,127)**
 - Files (273,388)**
- Dataverse Category**
- Organization or Institution (90)
 - Research Project (71)
 - Researcher (49)
 - Journal (27)
 - Teaching Course (6)
- Affiliation**
- Unknown (1,235)

1 to 10 of 59,205 results

Sort - < Previous 1 2 3 4 5 Next >

Replication Data for: "The Symbolic and Substantive Representation of LGB Americans in the U.S. House"

Jun 5, 2015 - The Journal of Politics Dataverse

Hansen, Eric; Treul, Sarah, 2015, "Replication Data for: "The Symbolic and Substantive Representation of LGB Americans in the U.S. House"", <http://dx.doi.org/10.7910/DVN/A3NQDR>, Harvard Dataverse, V1

CSV data, Stata code, and codebook to replicate "The Symbolic and Substantive Representation of LGB Americans in the U.S. House" by Eric Hansen and Sarah Treul

DRYDEV Dataverse (World Agroforestry Centre)

Jun 5, 2015 World Agroforestry Centre - ICRAF Dataverse

This is a dataverse for the DRYDEV project.

Two UX Methods

- UX Health Check
- Usability studies



UX Health Check

- Questionnaire for development team
- Break out features and functionalities and have team and stakeholders rank each item
- Allows everyone to provide their opinions on what they believe should change with the project

UX Health Check

DVN UX Health Check

For each feature, please give it a ranking from 1 (problem area) to 10 (best in class). Please list any competitor or website, application, or other digital product you believe does the same feature or a similar feature well. Additionally, write in any comments you have about each feature that you would like included in this review.

* Required

Basic Search *

Advanced Search *

Creating an account *

Usability Studies

Why do usability studies?

You are not your user.

Usability Studies Methodology

- Remote testing using Google Hangouts and Skype
- Sessions last 30-45 minutes
- Task based scenarios

Usability Studies Task Examples

- After creating your account, you want to have your own dataverse for your data. How would you make a dataverse?
- From the results, how would you narrow down your results to find a dataverse within the Murray Research Archive?
- You're having an issue with downloading a particular file in Dataverse. How would you report this issue to the site's administration?

Quick Analysis: Affinity Diagrams






How can usability studies help you?




Usability studies helped Dataverse...

- Discover our icons were not clear
- Learn some of our terminology was confusing
- See where users were struggling
- Realize it takes 3 months and multiple sessions with users to design one facet

The trickiest facet ever...

 DATAVERSES	548
 STUDIES	52,145
 FILES	725,175



 Dataverses (14)
 Datasets (23)
 Files (0)



- Dataverses (26)
- Datasets (31)
- Files (43)



- Dataverses (9)
- Datasets (7)
- Files (0)



-  Dataverses (2,779)
-  Datasets (19,571)
-  Files (129,563)

**How are we still keeping
usability in the loop now
that 4.0 is out?**

Want to participate?

Email me at equigley@iq.harvard.edu

<http://eleganthack.com/uxkitteh/>

**UX Kitteh very
unobtrusive**

**when doing user
observation**

